

EXPO2005 GUIDELINES  
FOR  
OFFICIAL PARTICIPANTS

## Medical Care Manual for Site Staff

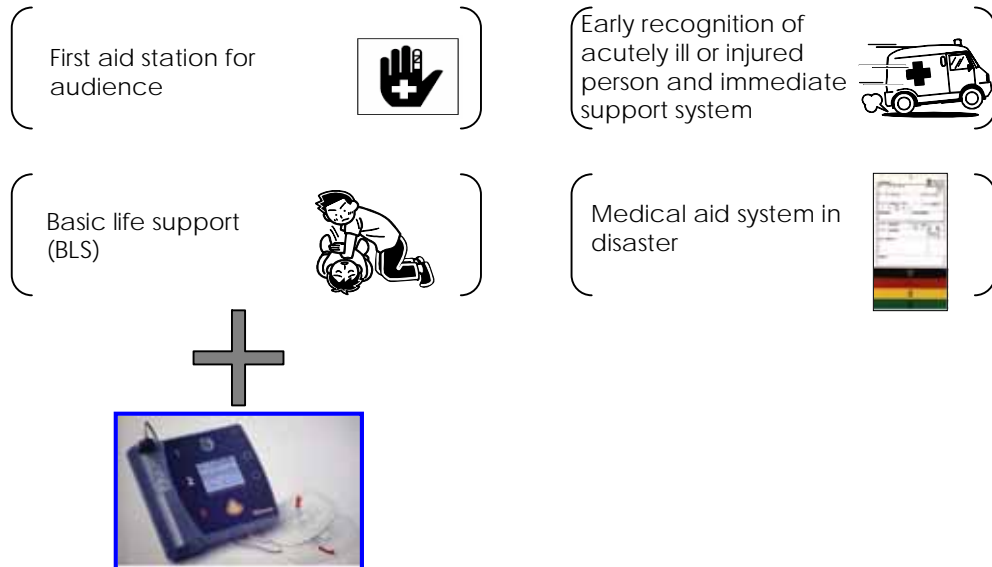
(February 2005)



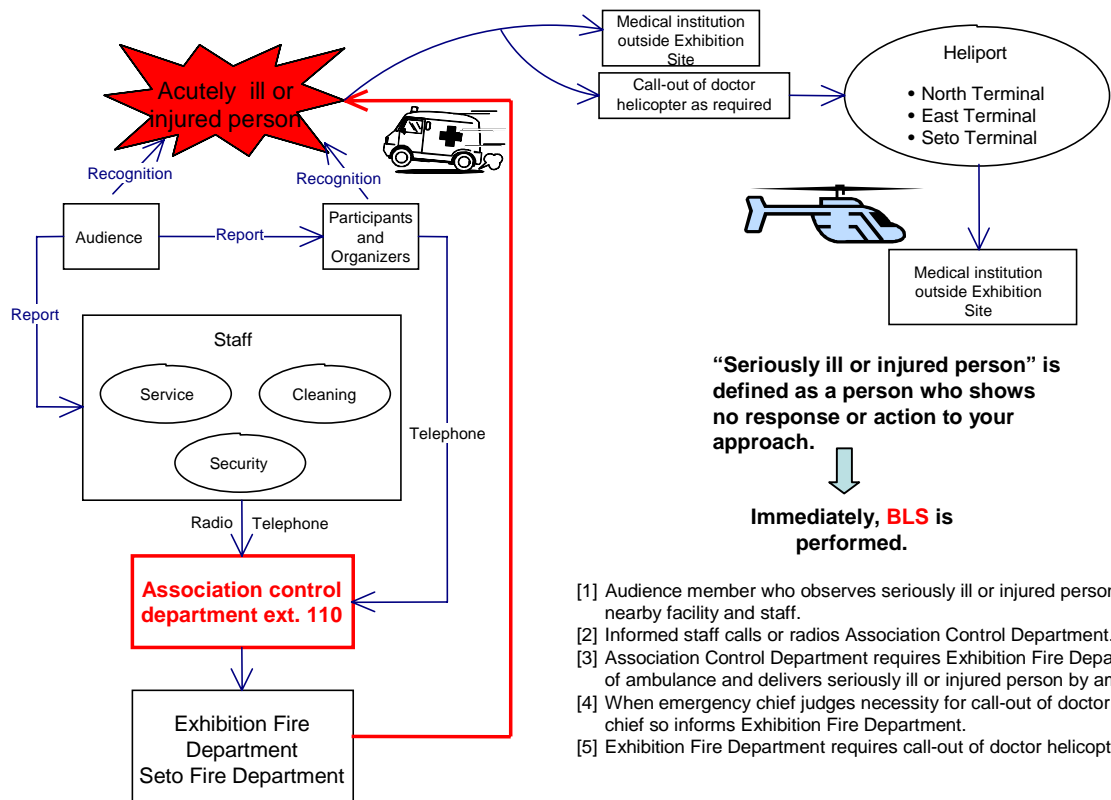
Japan Association for the 2005 World Exposition

# Medical care manual for site staff

## 1. Medical care in Exhibition Site comprises 4 aspects.



## 2. Report of acutely ill or injured person and medical care system



- [1] Audience member who observes seriously ill or injured person contacts nearby facility and staff.
- [2] Informed staff calls or radios Association Control Department.
- [3] Association Control Department requires Exhibition Fire Department a call-out of ambulance and delivers seriously ill or injured person by ambulance.
- [4] When emergency chief judges necessity for call-out of doctor helicopter, chief so informs Exhibition Fire Department.
- [5] Exhibition Fire Department requires call-out of doctor helicopter.

# BLS: Basic life support



## Assessment of consciousness

"Are you OK?" Speak to patient, patting shoulder; assess breath sounds.

No breath sounds or chest doesn't move.



## Call for help.

"Anybody? Come here!"  
"Call the Control center!"  
"Bring AED!"



## Clear airway.

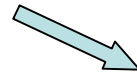
Pull patient's head down and chin up.

Look, listen, feel.  
Assess whether or not you hear breath sounds clearly (not gasping)



## Rescue breathing

Give 2 breaths 2 second per breath and watch chest rising



No circulation in patient

## Assessment of circulation.

- Does patient breathe?
- Does patient cough?
- Does patient move even a little?

"Look, listen, feel, 4, 5, 6, 7, 8, 9, 10" (assess signs for 10 seconds)

- Perform chest compressions for heart massage (100 compressions/minute)
- Perform chest compressions and rescue breathing at ratio of 15:2.
- Assess circulation every 4 cycles



- [1] When AED is brought, install AED on patient.
- [2] Operate AED as instructed to give electric shocks to patient.
- [3] Following 3 defibrillations (shocks) or indication of "no response," assess circulation.
- [4] If no circulation is shown, continue rescue breathing and chest compressions.

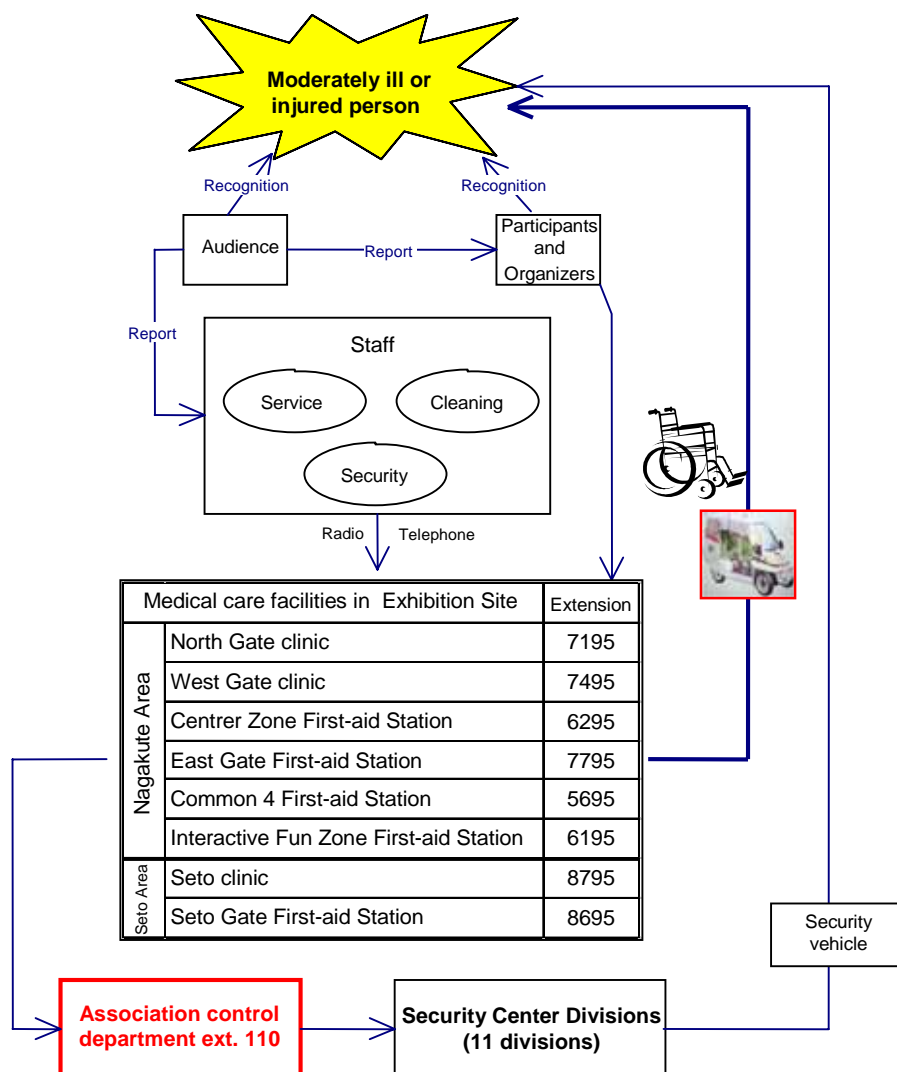
If patient takes sufficient breath or motions to refuse treatment, lay patient in recovery position.



Lift patient's chin to open airway, bend elbows, bend knees to 90 degrees and keep patient from rolling over.

Exhibition ambulance will come soon.  
Do your best until it arrives!

### 3. Report of moderately ill or injured person and medical care system



[1] Audience member who observes moderately ill or injured person contacts nearby facility and staff.

[2] Informed staff, participants and Organizers contact nearby medical care facilities.

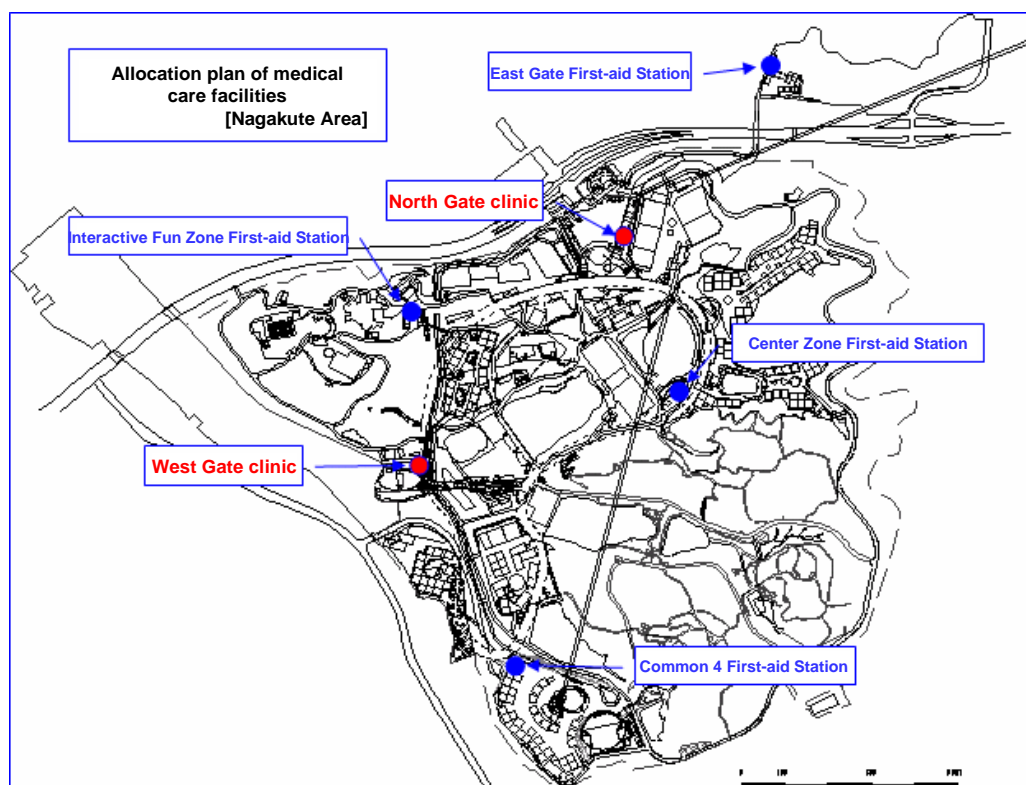
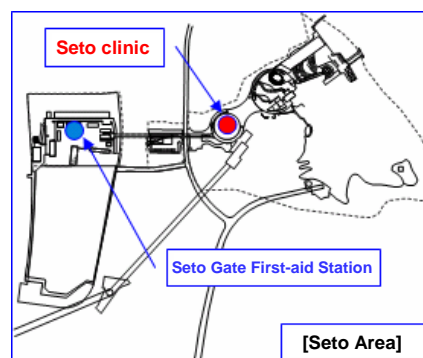

#### Caution!!

[1] If ill or injured person cannot walk or sit down, call Association Control Department immediately, because medical care facilities cannot deliver patient to a hospital.

[2] Medical care staff picks patient up by medical care vehicle (3-seat electric car) or wheelchair.

[3] If ill or injured person is in a pavilion, pavilion staff brings patient to pavilion exit. If patient cannot be delivered to pavilion exit, contact Association Control Department.

#### 4. Location map of medical care facilities



#### Medical care facility hours

##### Nagakute Area

North Gate clinic and all First-aid Stations : open throughout Exhibition hours

West Gate clinic : until 18:00

##### Seto Area

Seto clinic and Seto First-aid Station : open throughout Exhibition hours

Seto First-aid Station (summer period) : until 19:00



“AED: automated external defibrillator” is provided at many locations on Exhibition Site.

Be sure to note AED site nearest you.

You can save a life with AED.

It's you person save the life of audience and your colleagues in crisis.