

To transmit the ways to solve the world-scale problems faced by humanity in the 21st century, and the way humanity must live, this exposition is held for the creation of a new culture and civilization under the theme of "Nature's Wisdom" with the participation of numerous countries and international agencies.

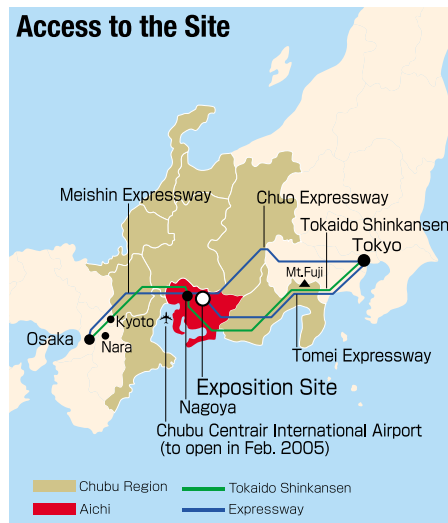
Theme ● Nature's Wisdom

- Sub-themes** ●
- ① Nature's Matrix
 - ② Art of Life
 - ③ Development for Eco-Communities

Duration: March 25 through September 25, 2005 (185 Days)

How to get to the Expo site

Access to the Site



The EXPO 2005 site is approximately 20 kilometers east of Nagoya Station.



The cutting-edge Chubu Centrair International Airport functions 24 hours a day.

Nagoya St. to the site

1. JR line/Linimo: JR Nagoya St. → Aichi Loop Line "Bampaku Yakusa St." → Linimo "Bampaku Kaijo St."
2. Shuttle Bus: Nagoya St. (Meitetsu Bus Center) → EXPO site (Nagakute Area)
3. Subway/Linimo : Nagoya St. → Fujigaoka St. → Linimo "Bampaku Kaijo St."

From Tokyo Metropolitan Area

JR Tokaido Shinkansen Line to Nagoya

From Osaka Area

JR Tokaido Shinkansen Line: Shin Osaka St. to Nagoya St.
Or Urban Liner (Kintetsu): Namba St. to Kintetsu Nagoya St.

From Chubu Centrair International Airport


Meitetsu Line to Kanayama St. → JR Chuo Line (direct line to Aichi Loop Line)

For more information about access to the site, please visit our website.



EXPO ECO TOUR

Let's learn about efforts to conserve nature and the environment through EXPO 2005



The following environmental considerations have been made for the printing of this brochure.

Editing, Plate making

For the editing and plate making, photo-composition, block copy, and typesetting are computerized (DTP: Desk Top Publishing). CTP (Computer to Plate) is employed to directly transfer information onto the aluminum plate (plate for use in printing). This means that the photographic printing paper and paper previously used for the block copy, and the film used for printing as well as the developing solutions and fixing solutions, are not needed. This resulted in a printing process with a lower environmental impact.



Waterless printing

This is an offset lithographic printing process that uses no dampening solution. Because special silicone rubber is used as an ink repelling substance in non-printed areas, even if ink is applied to the entire plate, ink adheres only to the printed areas, and no dampening solution is required. On the other hand, in water-based printing (conventional printing), non-printed areas are made hydrophilic, and printed areas are made oleophilic by using the mutually repelling properties of oil and water. Then, the water and ink is applied in turn to the plate, and printing is carried out. However, the dampening solution used in this method contains organic compounds such as alkali developer and IPA (isopropyl alcohol). In waterless printing, there is no need for dampening solution containing organic compounds, so no volatile organic compounds are released into the atmosphere during printing. This is an environment-friendly printing method.

VOC (Volatile Organic Compound) FREE

VOC is volatile organic compound. There is concern that they could react with nitrogen oxide and others under ultraviolet rays, and generate photochemical oxidants. Non-VOC inks are made of almost 100% soy oil ink (vegetable-based ink), and organic compounds are not volatile into the atmosphere because they are made of vegetable oil. The "VOC FREE" symbol can be displayed on printed matter using ink with VOC of 1% or less.



Soy Inks

This ink accommodates or exceeds the level of soy oil contents recommended by ASA (the American Soybean Association), and received the "Contains Soy Oil" soy seal certification. Part of the petroleum-based solvents used in the ink has been replaced with soy oil, and the release of organic compounds to the environment is minimal. After disposal, it breaks down easily, and is well suited to bleaching during recycling. Printed matter using this ink is able to display the "Printed with Soy Ink" soy seal.



"Thinned Wood" Mark

An artificial forest, when left alone, grows together into a dense forest where bottom weeds cannot grow resulting in deterioration. Thinning these forests allows light to reach the ground resulting in a vigorous forest. Because of cost reasons, thinning is not carried out as much as it should. Here we have used paper made from thinned wood, or wood from thinned forests, to promote thinning forests and contribute to the management of forests. By giving PR of forest thinning and the thinned wood, and through the appropriate use of the "Thinned Wood" mark on products, we are contributing to the spread and awareness of thinning forests, and help consumers select product.



Recycled Paper Mark

It is not easy to know exactly how much waste paper is used for recycled paper even if waste paper is used to promote the use of products with waste paper, and to increase the demand for waste paper. For this reason, so that the waste paper content can be understood in a glance, we have incorporated the "Recycled paper mark" that displays the waste paper content in products with waste paper. By doing so, the awareness of the consumer with respect to environmental conservation is increased, and the use of products that contain waste paper is promoted. Also we are avoiding the world-scale destruction and degradation of forests. The paper used for this document contains 10% pulp from thinned wood, which contributes to foresting, and 90% post-consumer waste paper.



Backyard Tour

As an opportunity to understand advanced environmental technologies.

Kids Eco Tour


As part of the environmental learning for elementary and junior high school students.

Self Eco Tour

As an opportunity for every person to think about the environment.



Let's learn about efforts to conserve nature and the environment through EXPO 2005 AICHI.



EXPO 2005 AICHI JAPAN ECO TOUR

Backyard Tour

FOR THOSE WHO ARE INTERESTED
IN ENVIRONMENTAL TECHNOLOGY.

Cosponsor: ENVIRONMENTAL PARTNERSHIP ORGANIZING CLUB (EPOC)

In this tour, you will gain a deeper understanding of the makeup of a sustainable society, by seeing advanced environmental technologies that are hidden from view, and not seen in the pavilions and the main displays. It is meant for those who have an interest in environmental technologies, those who are involved with municipal agencies and industries, and students. Members of EPOC lead this tour, and experts give you explanation.

Date: Scheduled to be held every Friday unless otherwise specified
Time: 10:00 AM to 12:00 PM
2:00 PM to 4:00 PM
Each course carried out twice a day
Capacity: Max. 30 people per course
Time required: 2 hours per course
Price: Free
How to participate: Advanced reservations required
Reservations: Accepted in and after January 2005



Tour Stops

Energy Course

Take a tour of the plants including the NEDO's plant that demonstrates methane fermentation from kitchen refuse generated in the expo area, methane fuel cells plant, and cutting-edge energy facilities including a co-generation system.

Recycling Systems Course

Take a tour of advanced environmental support facilities of the exposition area including the water recycling system facilities for the exposition area and wastewater treatment system facilities.



<http://www.epoc.gr.jp/>

EXPO 2005 AICHI JAPAN ECO TOUR

Self Eco Tour

AN OPPORTUNITY FOR EACH PERSON
TO THINK ABOUT THE ENVIRONMENT.

Cosponsor: Ministry of the Environment

This is a tour that gives an opportunity for each person to think about the environment. We introduce over 50 facilities. You can look at each site by following an environment map.

Date: March 25th to September 25th (185 Days)
Capacity: Unlimited
(each person looks around by following an environmental map)

How to participate: Participate freely on the day
Tour Stops: NEDO-supported new energy plant

Bio-lung
Water Recycling System
National Pavilions /
Corporate Pavilions
...And more!



<http://www.expo2005.or.jp/>

EXPO 2005 AICHI JAPAN ECO TOUR

Kids Eco Tour

FOR THE ENVIRONMENTAL LEARNING
FOR ELEMENTARY AND JUNIOR
HIGH SCHOOL STUDENTS

Cosponsor: EXPO 2005 Volunteer Center

This is a tour carried out as a part of the environmental learning for elementary and junior high school students. In an atmosphere where children and adults (guides) can interact, we provide an opportunity to think about the environment. Volunteers will lead this tour. (*Accompanying adults may also participate.) We welcome participants attending as part of school excursions and field trips.

THE OUTLINE OF EACH FACILITY IS EXPLAINED
ON GLOBAL LOOP.

Date: From April 22nd to September 25th (157 days)

Time: 10:00 AM to 11:00 AM 12:45 PM to 1:45 PM
10:15 AM to 11:15 AM 1:00 PM to 2:00 PM
10:30 AM to 11:30 AM 1:15 PM to 2:15 PM
10:45 AM to 11:45 AM 1:30 PM to 2:30 PM
11:00 AM to 12:00 PM 1:45 PM to 2:45 PM
11:15 AM to 12:15 PM 2:00 PM to 3:00 PM
11:30 AM to 12:30 PM 2:15 PM to 3:15 PM

Capacity: 10 people per tour (40 tours scheduled daily)

Time required: Approx. 1 hour per tour

Price: Free

How to participate: Advanced reservations required

(If there are spaces on the day of the tour, adults may also participate)

Reservations: Accepted in and after January 2005

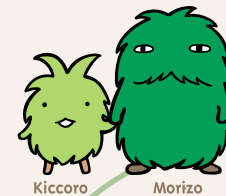


• New Energy Sources (NEDO Pavilion / Solar Panels)
• Natural energy play facility • Biodegradable plastic banners
• Bio-lung • Water recycling systems, etc.

In January 2005, we are moving our office to the exposition site. Please confirm the telephone number and address of the "EXPO 2005 Volunteer Center" on our home page.

<http://www.vol-expo2005.jp/>

Tour Stops



- 1 Global Loop
- 2 Bio-lung
- 3 Natural Energy Play Facility
- 4 Solar electrical generation system
- 5 Water recycling system
- 6 NEDO-supported New Energy Plant
- 7 Hydrogen production facility for fuel cell vehicles
- 8 Corporate pavilions



Japan Association for the 2005 World Exposition
1533-1, Kumabari, Ibaragabasamaotsu, Nagakute-cho,
Aichi-gun, Aichi 480-1101 JAPAN

Phone: +81-561-61-7310 Fax: +81-561-61-7603

<http://www.expo2005.or.jp>