

The 2005 World Exposition, Aichi, Japan
(EXPO 2005 AICHI, JAPAN)
Outline of Press Preview

Contents

- Outline of Press Preview -
 - Outline of Press Preview
 - Schedule of Press Preview
- Special Access Guide for Press Preview -

The 2005 World Exposition, Aichi, Japan
(EXPO 2005 AICHI, JAPAN)
Outline of Press Preview

Outline of Press Preview

The first world exposition of the twenty-first century will open soon under the theme of “Nature’s Wisdom.” Prior to the opening on March 25, a Press Preview will be held, as outlined below, in order to let media representatives have a look at the exhibits and operation of all the facilities on the site. We hope that the representatives of the media will fully appreciate the attractions of EXPO 2005 AICHI, JAPAN and convey them to their audiences both domestic and international.

Name: Press Preview for the 2005 World Exposition, Aichi, Japan (EXPO 2005 AICHI, JAPAN)

Date: March 18, 2005 (Friday), 9:30 – 19:30 (until 17:30 for the Seto Area)

March 19, 2005 (Saturday), 9:30 – 19:30 (until 17:30 for the Seto Area)

March 20, 2005 (Sunday), 9:30 – 16:30

Reception opens at 9:00 on all three days.

*Members of the press will be given priority from 9:30 to 13:30 on March 18 (Friday). At other times, the site will also be open for preview by special guests.

*In principle, each pavilion will be closed one hour before the closing of the site and other facilities (kiosks, restaurants, services, etc.) 30 minutes before the closing of the site. (However, there might be slight differences among the pavilions and facilities.)

Venue: Nagoya Eastern Hills (Nagakute Area and Seto Area)

Nagakute Area: 1533-1 Kumahari, Nagakute-cho, Aichi-gun, Aichi Prefecture

Seto Area: 171-1 Uenoyama-cho 2-chome, Seto-shi, Aichi Prefecture

Eligible participants: Media representatives (domestic and international), public

relations personnel of companies, organizations, and governments

Content: Free coverage of all facilities in the Nagakute Area and Seto Area

*The facilities at the exposition site will be operated in the same way as they will be during the exposition (with the exception of a few facilities).

Operation of all facilities:

Official participant pavilions (121 countries, 4 international organizations)

Domestic pavilions (national government, local governments, Japan Association for the 2005 World Exposition, private companies and organizations)

Other event facilities, etc.

Operation of all systems:

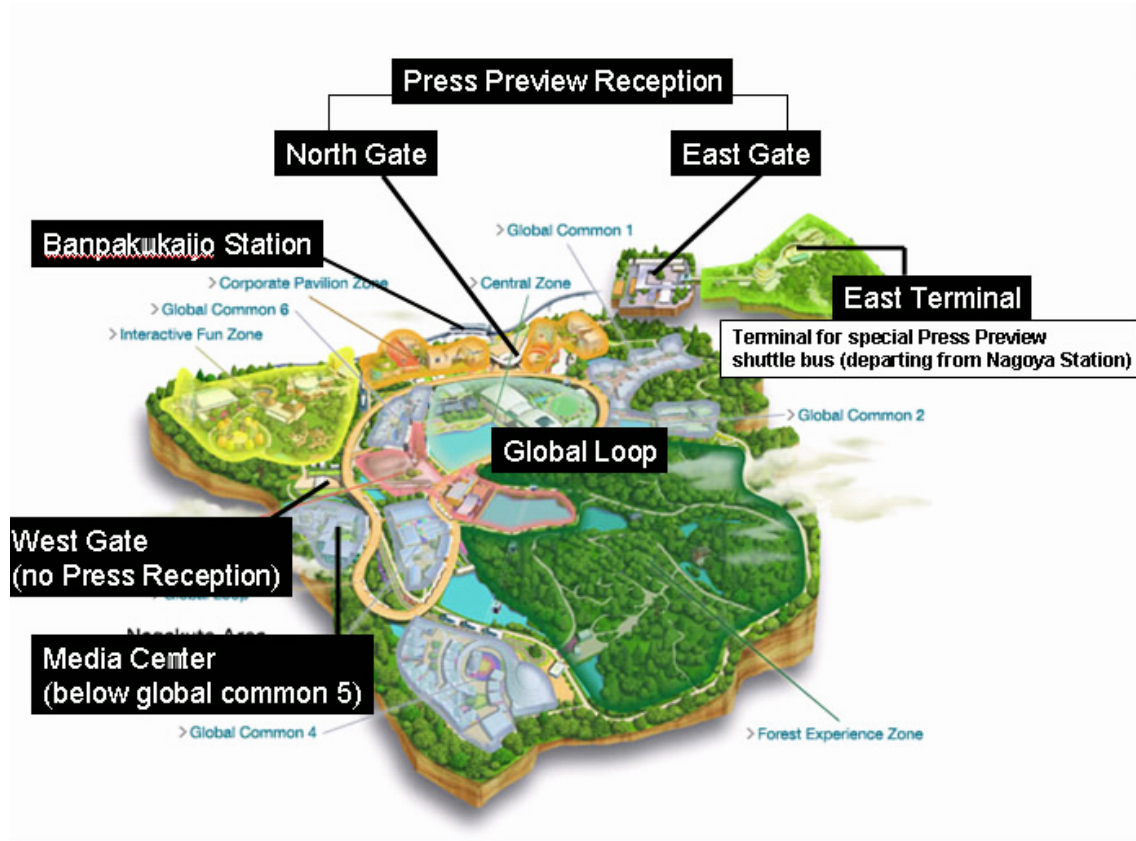
Transport systems: To the site (linear motor car, shuttle bus), on the site (fuel-cell hybrid buses, Gondola, IMTS, tram, bicycle-taxi), etc.

Admission system using IC chip, reservation system,* etc.

Future technologies, such as new energy system, robot project, etc.

*The reservation system will be operated from the first day of the Press Preview.

Sketch Map of Nagakute Area



Press Preview Reception

- A press ID card and admission ticket (with IC chip) will be issued at the Reception. After admission, you will be able to cover the facilities on the site freely.
- Participants who arrive by Linimo should alight at Banpaku Kaijo Station and go to the North Gate Reception. Those who come from Nagoya Station by the special shuttle bus for the Press Preview should go to the East Gate Reception.

*Note: Admission will not be possible without a press ID card and admission ticket (with IC chip) issued at the Reception at the North Gate or East Gate. There is no reception at the West Gate or in the Seto Area.

Press Information Office

- The Press Information Office is situated inside the Media Center, which is below Global Common 5 near the West Gate (second floor of the West Administration Block).
- Staff at the Press Information Office will answer inquiries from members of the press relating to coverage, and there will also be various materials available here.
- In the Media Center, various equipment is available to members of the press as means of communication, such as telephones, fax machines, LAN ports, etc. (some fee-paying).
- During the period of the Press Preview, briefings for the foreign press will be held at the Press Information Office about the Press Preview and the 2005 World Exposition, Aichi, Japan (EXPO 2005 AICHI, JAPAN). (Explanations will be given to domestic press at any time upon request.)

Points to Note on Day of Press Preview

- Please note that you will not be able to enter the site without a press ID card and admission ticket (with IC chip) issued at the Reception on that day.
- Please understand that there are places that will have regulations on some coverage.
- There are some places, such as the Seto Area, the Satoyama Trail Zone, and the Nagakute Forest Experience Zone, that have restrictions on the number of visitors who can be admitted.
- At some pavilions, you can make reservations by using the reservation system at terminals on the site.
- After admission, you might be requested on the site to show your press ID card and admission ticket, so please keep them until leaving the site.
- Visitors are not allowed to enter the site with animals (except for helper dogs for physically disabled persons).
- Some transport and other facilities on the site require separate payment.
- The site is expected to be crowded on the days of the Press Preview, so please allow yourself plenty of time for the visit.
- When entering the exposition site, you will be asked to go through a special security check, including a metal detector and inspection of baggage. Your cooperation will be appreciated.
- From the perspective of ensuring the safety of visitors and maintaining order on the site, visitors are prohibited from engaging in behavior that annoys other visitors and other dangerous behavior, from bringing in gunpowder, knives, or other dangerous items, and from bringing in the following items: (1) PET bottles, glass bottles, cans; (2) alcohol; (3) lunch boxes.

Since the exposition is an international event, these measures are essential to maintain security, prevent terrorism, and enable visitors to freely enjoy the occasion. Your understanding and cooperation are appreciated.

Preliminary Requests

- The site is expected to be crowded on the days of the Press Preview. Please refer to these materials and the website of the Association (for general users and for the

press) and decide what you want to cover and the routes beforehand.

Website for general users: <http://www.expo2005.or.jp>

Website for the press: <http://www.expopress2005.jp>

- In order to see the Association's website for the press, it is necessary to complete media registration and acquire the password. You are recommended to see this website, since it contains information that is useful for media representatives.
- The press ID card and admission ticket issued for the Press Preview are valid only for the designated day during the period of the Press Preview. Separate media accreditation is necessary for coverage after March 25.
- The Japan Association for the 2005 World Exposition is issuing a Media Pass, which enables free admission, to members of the media covering the exposition. If you have not yet completed media accreditation, please take this opportunity to do so (see below).

Have you completed media accreditation (Media Pass)?

- In principle, the issue of a Media Pass requires an application in advance.

Method of Application

(1) Please download the media accreditation application form from the Association's website:

http://www-1.expo2005.or.jp/en/whatexpo/pdf/application_form.pdf

(2) After completing the application form, please mail it, together with the required documents, to the following address. (Faxes will not be accepted.)

EXPO 2005 Media Pass Secretariat

EXPO 2005 Media Pass Issuance Desk

c/o Media Center, 2005 World Exposition

Nagakute-cho, Aichi-gun, Aichi Prefecture 480-1101

Tel.: +81-561-61-7337

Fax: +81-561-61-2282

(3) After the Media Pass Secretariat has checked your application documents, it will send you a Media Pass Confirmation form by fax.

(4) Take this Media Pass Confirmation to the designated issuance desk and exchange it for a Media Pass.

Schedule of Press Preview

(As of February 25, 2005; subject to change without notice depending on conditions.)

March 18 (Friday)

9:00 Opening of reception
9:30 Opening of exposition site
13:30 Opening of preview for special guests
17:30 Close of Seto Area
18:30 (in principle) Close of pavilions
19:00 (in principle) End of facilities and services
19:30 Close of exposition site

March 19 (Saturday)

9:00 Opening of reception
9:30 Opening of exposition site *Preview for special guests opens at same time.
17:30 Close of Seto Area
18:30 (in principle) Close of pavilions
19:00 (in principle) End of facilities and services
19:30 Close of exposition site

March 20 (Sunday)

9:00 Opening of reception
9:30 Opening of exposition site *Preview for special guests opens at same time.
15:30 (in principle) Close of pavilions
16:00 (in principle) End of facilities and services
16:30 Close of exposition site

Media Center

Response to media, distribution of materials

Briefing for foreign media (13:30 – 14:00)

Briefing for foreign media (15:30 – 16:00)

Response to media, distribution of materials

Briefing for foreign media (13:30 – 14:00)

Briefing for foreign media (15:30 – 16:00)

Response to media, distribution of materials

Briefing for foreign media (13:30 – 14:00)

Briefing for foreign media (15:30 – 16:00)

Events at Pavilions and Event Facilities

NEDO Pavilion (tape-cutting ceremony)

March 18 (Friday), 10:00 – 10:30

Scheduled attendance: Kaori Manabe (entertainer)

Mountains of Dreams: NGK Water Lab (explanation of performance)

March 18 (Friday), 10:00, 11:00, 12:00

Live performance, explanation of performance, photo session, etc.

*In addition to the usual performance, photo sessions will be held from 14:00 to 18:30 on March 18 and from 10:00 to 13:30 on March 19.

Global House “Mammoth Lab” (opening ceremony)

March 18 (Friday), 11:00 – 11:30

Ceremony with the participation of representatives and researchers, performance of Russian folk dance, etc. (scheduled)

Toyota Group Pavilion (explanation)

March 18 (Friday), 13:00 – 13:15 (at the Toyota Group Pavilion)

An explanation will be given of the Toyota Group Pavilion.

EXPO Plaza Regular Program

The Forest Fairy's Ball

March 18 (Friday), 19 (Saturday) in the late afternoon/early evening (time undecided)

*No performance is scheduled for March 20 (Sunday).

The show will be produced by Tatsuya Ishii. Enjoyable dancing and parades by the forest fairies will turn the plaza into a ballroom.

Koi Pond Night Event

In the Evening at Koi Pond

March 18 (Friday), 18:00 – 18:30

Modern dance artist Robert Wilson will stage a dreamlike event depicting water and light. The performance will be held every day at 20:00 throughout the period of the exposition, but during the Press Preview it will be held just once, from 18:00 on March 18 (tentative).

NEDO Partnership: New Energy Plant

"Future Energy Exploration Tour" – demonstration and coverage for the media

March 18 (Friday), 14:00 – 15:00

March 19 (Saturday), 10:00 – 11:00, 14:00 – 15:00

March 20 (Sunday), 10:00 – 11:00, 14:00 – 15:00

There will be a lecture with films, tour of new energy facilities, etc.

*The EXPO Eco-Tour will not be held during the Press Preview.

JR Central Pavilion

A briefing and screening of the Superconducting Linear 3D Theater

March 18 (Friday), every hour and half-hour throughout the day

March 19 (Saturday), 12:00 – 15:00 (every hour and half-hour; last show at 14:30)

March 20 (Sunday), 12:00 – 15:00 (every hour and half-hour; last show at 14:30)

The briefing and screening will both be held inside the theater.

*There will be restrictions on photographing the images; sample images and photos will be provided.

Scheduled Events, Other

Aichi Pavilion Nagakute

Various events are scheduled every day of the Press Preview (contents and times undecided).

Wonder Circus – Electric Power Pavilion

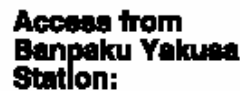
Press briefings are scheduled (at appropriate times).

*Note: This access guide is limited to the Press Preview.

◆ Rail Station Shuttle Bus

This convenient direct service will take you directly from Nagoya Station to the Expo sites without the need to change trains. It will be available directly throughout the Expo period.

**From Tajimi, Nakatsugawa:
Change for Banpaku Yabusen
Station at Kozoji Station.**

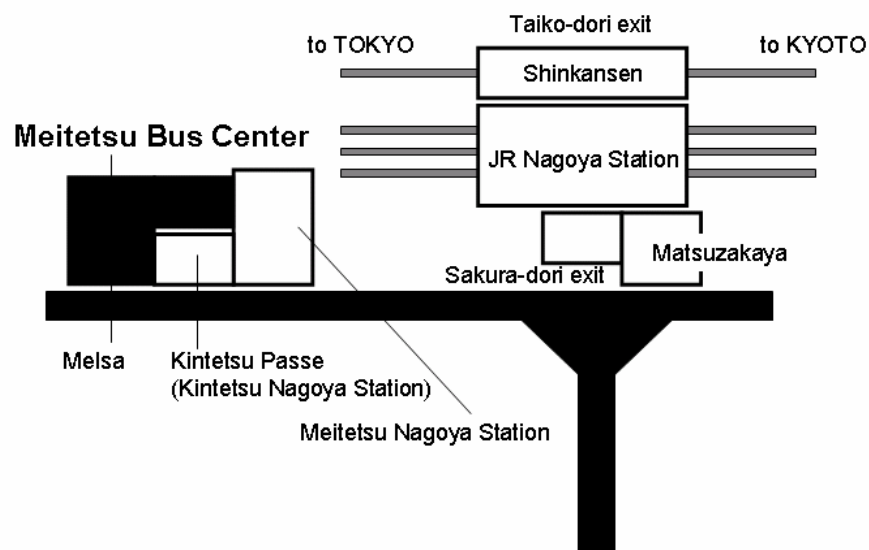
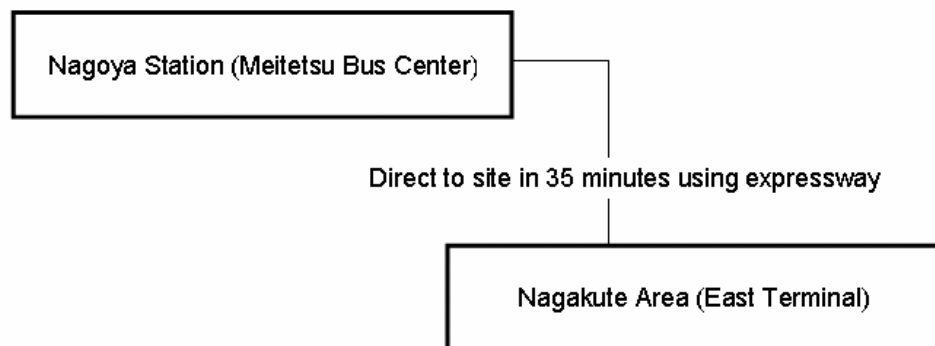


- For the Nagakute Area, take the Linear Motor Railway (Linimo) to Banpaku Kaijo Station or use the shuttle bus that runs during peak hours.
- For the Seto Area, use the shuttle bus (operating every day).

- There is a Press Preview Reception at two places: the North Gate and the East Gate in the Nagakute Area. Please note that there is no reception at the West Gate or in the Seto Area.
- If you are coming by the Linimo linear motor car, alight at Banpaku Kaijo Station and go to the Reception at the North Gate.
- Please note that you will not be able to enter the exposition site without a press ID card and admission ticket (with IC chip) issued by the Reception on that day.
- If you arrive at the West Gate during the period of the Press Preview, please board the Linimo linear motor car the Koen-Nishi Station, the nearest station, alight at Banpaku Kaijo Station, and go to the Reception at the North Gate.

Special Shuttle Bus for the Press Preview (Departing from Nagoya Station)

- During the Press Preview, a special shuttle bus will operate directly between Nagoya Station and the exposition site (free of charge).
- If you wish to use this shuttle bus service, the boarding point is on the fourth floor of the Meitetsu Bus Center. Alight at the East Terminal and go to the Reception at the East Gate.



Japan Association for the 2005 World Exposition

Inquiries

EXPO 2005 Media Center

ASAKURA, Satoko

EXPO 2005 AICHI, JAPAN, MEDIA CENTER

Tel: +81-561-61-7337

Official website (general): <http://www.expo2005.or.jp>

Website for press: <http://www.expopress2005.jp>

- This Outline of Press Preview for EXPO 2005 AICHI, JAPAN has been produced with the cooperation of Kyotei and the Nippon Foundation.